

November 2011

Underwater Images

Ken and Misty Bean take us to New Zealand

By Greg Grimes

HIGHLIGHTS

- Ken and Misty Bean take us to New Zealand
- Jim and Kandace Heimer take us on an adventure of a lifetime in Alaska
- HUPS next trip is planned to the Philippines

Are you ready to be transported down under to the land of the Kiwi or otherwise known Aotearoa? If so, you are in for a very rare treat. This month we will experience a wonderful presentation from our most distant members, Ken & Misty Bean. Ken and Misty, who are Texan transplants, now live in New Zealand. But with today's technology, can still find a way to stay active in HUPS. The November presentation will be a great example of this.

Here is a bit of a bio on our members as well as what you will see in their presentation on November 7th at [Bayland Community Center](#) at 7:00 p.m.

Certified for diving in 2001, Ken started photography with a Sea & Sea MX-10 rental from Cathy Church in Grand Cayman. Ken now shoots with a Canon 20D in an Aquatica housing. Misty was certified in 2002 and has been Ken's critter spotter until she was introduced to underwater photography on the HUPS 2008 Bali trip. Now, she dives with her very own Canon G-10.

Show Part I:

Remember the "action man" comic books from your childhood? Enjoy a comic book slideshow adventure profiling four years of rambling around the hills and dales of New Zealand. From the Bay of Islands in the "Winterless North" to the magnificence of the Milford Sound, these images showcase the Land of the Long White Cloud and are set to music by Kiwi artists. Sit back and relax with the sights and sounds of New Zealand. It's almost all here: volcanoes, mountains, beaches, and a charismatic cast of expats. The only things missing are the piping hot fish and chips and a cold can of L&P soda.

Show Part II:

Everyone knows New Zealand for its pure, clean, and green image and for the Lord of the Rings trilogy. With so many attractions and distractions on and above the water, not many visitors spend any time below the water. However, Kiwis have long known the secrets and wonders that lie beneath the waves. This presentation will introduce New Zealand diving including typical conditions, sites, and critters. We'll also learn about why Kiwis dive and how they enjoy their diving. Finally, we'll look at what it takes to go diving in New Zealand from a cost and logistics perspective. This presentation will also showcase images from New Zealand's underwater world.

Join us and with today's modern technology there may even be a "Bean sighting" at the meeting. Come early to help set up and socialize. Visitors are always welcome.



HUPS Upcoming Board Member Meeting:



If you are a HUPS board member please remember that your next board meeting is November 7th at 5:30 at Bayland Community Center.

The following items are on the agenda:

1. Elections for Board and Officers for 2012 and Diver Awards for 2011
2. Financial Report
3. Membership Report
4. Moody Gardens Update
5. Trip Report - Recap Bali 2011 and Discuss 2012 Trips
6. Recap Projector, Screen, Blue Ray equipment and performance
7. Workshop Suggestions for 2012
8. Speaker Suggestions for 2012
9. Old Business
10. New Business

Please let Jim Mensay know if for some reason you are not able to attend.





By Jim Mensay

The carved pumpkins are in the neighbors front yards and there are turkeys in the meat markets in the grocery stores. The hardware stores are already stocked with Christmas decorations. And HUPS is getting ready to slide into the year end.

At the November meeting we will hold our annual elections for Officers and Board of Directors. There is still time to submit your nominations to Debbie Mensay as she volunteered to coordinate those, so please email or call those in. Your time, talent, ideas, suggestions and involvement is what makes HUPS tick. At our December meeting we will all enjoy our annual Holiday Party. We'll get the details on that during our November meeting.

During this past year I have considered it a privilege to serve as your president. It has become so obvious to me how many "Thank You's" that need to go out to so many of you. So here goes...

Thank You to the other Officers and Board of Directors. Your leadership has been impeccable. You all not only do work behind the scenes, but you are always present to keep the club moving and making progress.

To Jim Heimer for keeping our website fresh and new.

To Greg Grimes as our Vice President for all the great monthly presentations that were booked this year, and the workshops that kept us learning.

To Alicia Grimes (not only for handling the membership committee) but also for the incredible job on our monthly newsletter, and to Kay Collier for proofing it and keeping it looking bold.

To Dennis Deavenport for all the extra time it takes to compile and present the photo contest month after month.

To Tom Collier for acting as our Trip Leader to Bali this year. It was another vacation that we'll be talking about for years to come. And Tom has kept close count of our funds as our Treasurer.

To Tammy Allyn for keeping the clubs business in order and for coordinating our yearly awards ceremony.

To EVERYONE that submitted photos for the Moody Gardens display, to EVERYONE on the committee that came together to choose the pictures, get them mounted and hung, to Mary McDonald and her crew for putting together the items in the gift shop and to John VanAtta for monitoring the status of the display and the gift shop inventory.

To EVERYONE that has also submitted pictures for our monthly photo contests. We have not only gotten to enjoy a fun show, but you also helped to teach us some useful photo techniques.

To EVERYONE that has come to the meeting early to help set up and stayed late to put everything away.

To the Board and Officers for coming together this year and acquiring a new projector, screen, and Blue Ray. We all will enjoy many shows with these.

To those that volunteered to do a Presentation at one of our monthly meetings. Your success was a reward for all the effort that it took. You also let us share in your adventure travels.

To those who shared their skills with us at workshops. We got a chance to smell the Roses at Enchanted Gardens with David Lenderman, sharpen our travel skills with Ken Knezick and Island Dreams, we continued to learn how to process those images and become better technically with James Wiseman's teaching expertise, and Greg will teach us to use the video button on our camera soon.

To EVERYONE that volunteered to be a judge at one of the monthly contests. We are all looking forward to the final results.

As usual, when you start naming names, there are so many many more that provided the spark that kept HUPS going this year.

I guess by now you get the picture that I am trying to take, THANK YOU ALL for a great 2011 at HUPS.

Scuba Jim



Our Adventure to Wild Alaska

By Kandace Heimer

"There are strange things done in the land of the midnight sun by the men who fish for trout;

The Arctic trails have their secret tales that would make your blood run out;

The Northern Lights have seen strange sights, but the strangest they ever did see was the night on the marge of the Alaskan Trophy Adventures Lodge, I shot some imagery."

My apologizes to Robert Service

Jim and I just returned from an adventure of a lifetime in "Wild Alaska." And, for me, that statement holds true. I have surpassed anything that I thought I was capable of accomplishing. I flew to Alaskan Trophy Adventures on a very small plane, landed above the lodge on a homemade landing strip. I rode Cat 3 rapids up and down a raging river and hiked in several miles through current laden streams to photograph the Coastal Brown Bears. And, I flew out on a floatplane from one of the more remote areas of Southwestern Alaska, in Katmai National Reserve.



I spent three days photographing along the Alagnak Wild River, a river rich in cultural history, physical beauty, and natural resources, spawning a diverse population of fish and wildlife, about 79 miles long spilling into Bristol Bay, in southwestern Alaska. This river is managed by the National Park Service according to the provisions of the National Wild and Scenic Rivers Act of 1968.



Its spawning time for the Sockeyes and the Silvers so where the salmon are so are the coastal brown bears and so are the fly fishermen, one in particular, Jim Heimer.

Alaska Wild Adventure continues



The owner of Alaska Trophy Adventures, Charlie, a renowned bush pilot, flew us in from King Salmon, landing on his homemade "airstrip" located on a ridge above the lodge.

We were assigned to the VIP cabin with an ATV as transportation to and from the main lodge area. It's the poster child for remote wildness. They told us to shout, "Go Away Bear" when we left the cabin just in case a bear was lurking nearby or on the deck!

However, the two very large English (special breed) yellow Labs, named Winston and Kodiak, were the official canine alarm system. They would bark when bears or wolves were in the vicinity.

Day One, I went out with John Hyde, a professional photographer from Juneau, and our guide in a small jet-powered boat. We explored the Alagnak downstream just letting the current carry us through a meandering maze of rocks, rapids, calm waters, and shallows in search of the Coastal Brown Bear, *Ursus arctos horribilis*. Brown bears found inland and in mountainous habitats are called "grizzlies" while brown bears living in coastal

areas are called coastal brown bears. Often you hear brown bears called "Kodiak" bears, which are a subspecies of the brown bear and isolated to Kodiak Island in Alaska. Because of the abundance of food available in the coastal areas, the coastal brown bears are much larger in size than a grizzly. Our only bear viewing that day was a large male making his way across the tundra.



States. The bald eagle represents freedom, and in wild Alaska, the last frontier, you can truly experience that freedom.

In the early morning hours at one of the first battles of the Revolution, the noise of war awoke the bald eagles. They flew from their nests, circling high above and crying out over the heads of the men that were fighting. "The eagles are shrieking





for freedom," shouted the patriots.



Day Two and Three, we hit the "mother lode."

We traveled up river for an hour to Lake Kukaklek, through a large canyon, where the river narrows producing Cat 3 rapids. According to our experienced guide, Patrick, it can be quite dangerous

without a jet-powered boat to navigate through the large boulders just below the surface.

We anchored the boat and made our way upstream, fighting the current, carrying tripods and camera equipment through the braided headwaters of a small river, appropriate named, "Bear River."

As I rounded a small bend in the elbow of the meandering river, my excitement abated into fear when my eyes first laid glaze on several large coastal brown bears fishing for sockeye salmon not more than 20 feet away. They watched as we quietly setup on a small island.

We shot on the island for a few hours while the bears made their way fishing up and downstream, occasionally stopping to watch us and sniffing the air.

Alaska Adventure continues

Light became too harsh so we decided to move upstream to get a better angle. Of course moving upstream meant sharing the water with a 900 lb. bear. The idea is to move slowly and quietly, well as quietly as you can, albeit in fishing waders and “Frankenstein” boots against a strong current (does make for a good workout though) with a river bottom littered in fairly large rocks. We found a great spot, and with a better angle of light, we setup tripods in the water, mounted with the 500mm lens, and commence to fire away. Of course, it was a little daunting to have our “tushes” leaning against the riverbank with our backs to the bear trails just behind us.

On our way back, we had a moment of fright, when a “teenage” brown bear stopped fishing, stared straight at us, stood on his hind legs, sniffing the air and throwing his jowls around. The guide quietly had us stop, bunch together, and look straight at the bear. Of course, this was a great opportunity to get the “standing on hind legs” photo. Alas, that was not to be because the guide told me not to click that shutter. So for several frightful moments we had the infamous standoff at the “OK Corral.” But out of the corner of his eye, Mr. Bear saw a nice salmon go by which he figured was much more tasty than a bunch of odd shaped things in Frankenstein boots.



brought an encountered with a sow and her two cubs. It was amazing to watch her fish while her cubs played and slept nearby.

She watches the river from an advantage point on the bank. When her prey was spotted, she pounced in with a large leap in a thunderous splash of water and foam, for the death grip with the salmon firmly in her teeth.

In most cases, we were only about 20-30 feet away. Our guides, who were armed, told us that this was the first time she allowed her cubs out when humans were around. Because of the abundance of food, the bears do not seem to mind the present of humans. However, they are the largest land based predator of North America so it goes without saying that there are rules to follow . . . strict rules for photographing bears on the border of Katmai National Park.

Day Three






In the first leg of our journey, we stayed at Bearclaw Lodge, located on the shores of Aleknagik Lake, near Dillingham, Alaska. While Jim fished the headwaters of Aleknagik Lake, I photographed wildlife, fish, and eagles.

Our last day, Jim fished a

place called "sunshine valley" in the northernmost part of this glacier fed lake. We encountered a harbor seal so far off course . . . 75 miles off course. Our guide told us it was unusual to sight a seal this far inland. I spent about an hour shooting the seal, and we had to be cagey, with stealth moves to get as close as possible.



All and all, some 4000 pictures later, I was blessed with the ability to photograph one of the most beautiful places in the world with its dramatic landscapes, unbelievable abundance of wildlife, brown bears, bald eagles, and a wayward harbor seal.



Alaska adventure conclusion

By James Heimer



Fishin' by Jim Heimer

If you are not inclined to take the risk of being eaten by grizzly bears, carried away by a bald eagle, or pummeled by raging rapids, then consider fishin'...

Alaska has some of the most prolific rivers in North America with a wider variety of sport fish than I have found anywhere else. Although I have caught four species of trout in a single day in Colorado, I never encountered anything like Alaska.

In a single day I caught not only rainbow trout (OK, been there done that), but arctic char, Dolly Varden (very similar to the Char), lake trout, grayling, sockeye salmon



and silver (also called Coho) salmon. And all of this fishing activity took place among beautiful settings of evergreen trees, hardwoods, and tundra, with eagles, geese, ducks, and bears appearing from time to time. I fly-fished with a guide from a jet boat and waded on the sand bars and rocky bottoms of the rivers. Of course, you can always have a camera along, while you ride. In fact, my guide has his DSLR and a couple of lenses in a pelican case in the boat, and he pulled

the camera out a couple of times to take advantage of passing wild life.

But the big attraction was the fishin' and especially the catchin' that went along with it. There are few things I enjoy more than landing a challenging fish on light fly-fishing tackle amidst drop dead gorgeous landscapes.



Part 1 - HUPS Trip



Dive Trip 2012 Cebu Island Philippines

May 4th-12th 2012

\$1551

based on double occupancy

\$1958

based on single occupancy

Package Includes:

- (CEB) Airport Transfers to [Cebu City Marriott](#) with 1 night accommodation
- Transfers from Marriott to Resort with return to airport (CEB)
- 7 night accommodations at [Kasai Village Diving and Spa](#)
 - Sea view room overlooking the neighboring islands
 - A/C
 - Private Bath & Terrace
 - 3 Meals Daily (family style)
 - 6 days of 3 Boat Dives Daily (18 tanks & weights)
 - Free WiFi in the lobby



Package Excludes:

- Airfare to (CEB)
- Gratuities
- Marine Park Pass (*paid at resort in cash*)
- Nitrox Upgrade (**\$100 USD if paid at final payment**)
 - Cost covers 18 tanks for boat dives only
 - Nitrox for shore diving is payable at the resort

Requirements:

- Deposit check of \$250.00 pp to reserve your spot. (Spaces are limited to 16 spots)
- Payment balance is due by the January meeting on January 2nd
- Arrange to arrive into Cebu City on May 4th
- Arrange **LATE** departure (afternoon) on May 12th unless diving the Malapascua add-on trip

For more information please email:

Alicia@theworldnflash.com for more information



Part 2 - Add On Trip



Dive Trip 2012 Malapascua Island Philippines

May 12th-17th 2012

\$725

based on double occupancy

\$899

based on single occupancy

Package Includes:

- Round trip transfers to/from (CEB) Airport and Resort
- 5 night accommodations at http://www.tepanee.com/index_eng.htm
 - Sea view balcony room
 - A/C
 - Private Safe, Bath & Shower
 - 3 Meals Daily (family style)
 - 4 days of 3 Boat Dives Daily (12 tanks & weights)
 - Marine Park Fees
 - Free Wi-Fi in the rooms, dive shop & restaurant
 - Free Thresher Shark T-Shirt

Package Excludes:

- Airfare to (CEB)
- Gratuities
- Nitrox Upgrade (\$75 USD if paid at final payment)
 - 12 tanks for boat dives only
- Monad Shoal marine protection fee P50 per dive (shark/manta dive only)
- Night dive surcharge +P250
- Dona Marilyn Trip +P350 (fuel) pp
- Calangaman Trip +P850 (P350 fuel, P500 marine fee) pp

Deposit of \$250.00 pp to reserve your spot. Spaces are limited to 10 total.
Balance is due by January meeting: January 9th.

Please email Alicia@theworldinflash.com for more information



October Photo Contest Results

Novice	
1st	Bess Bright
2nd	Bess Bright
3rd	Monica Losey

Intermediate	
1st	Kandace Heimer
2nd	Mike Greuter
3rd	Kandace Heimer

Advanced	
1st	ML Reid
2nd	Ken Bean
3rd	Jackie Reid



Dennis Deavenport-Advanced

Contest results through November 2011		
NOVICE		
1st	Monica Losey	625
2nd	Lance Glowacki	573
3rd	Bess Bright	572
4th	Greg Grimes	507
5th	John VanAtta	427
INTERMEDIATE		
1st	Kandace Heimer	659
2nd	Debbie Mensay	620
3rd	Jim Mensay	585
4th	Mike Greuter	546
5th	Paul McDonald	353
ADVANCED		
1st	Jackie Reid	678
2nd	Mary Lou Reid	641
3rd	Dennis Deavenport	631
4th	Tom Collier	614
5th	Ken Bean	554



Jackie Reid-Advanced

HUPS Christmas Party is just around the corner

By Alicia Grimes

The HUPS annual Christmas party is just around the corner. With that in mind at the November meeting our favorite hostesses Mary McDonald and Kay Collier will be presenting their Holiday sign up sheet for our Christmas party. Please plan on signing up your best dish to share at our annual holiday feast.

Meeting dates for 2012

As the year comes to an end it is time to start planning our calendar for next year. Below please find the dates for next year that we will be meeting at [Bayland Community Center](#). The meeting time will remain at 7:00 p.m.

January 9th	April 2nd	July 9th	October 1st
February 6th	May 7th	August 6th	November 5th
March 5th	June 4th	September 10th	December 3rd



Bess Bright-Novice



ML Reid-Advanced



Kandace Heimer-Intermediate





2011 Meetings

Meetings & Presentations

Month	Date	Presenter	Show Title & Synopsis	Contest Topic
January	10-Jan	Gary Harris	Still and video presentation of Whale Shark & Alaskan Eagles	Eyes and/or Teeth
February	7-Feb	Ken Knezick	Ten tips to improve your underwater photography	Seahorses & Pipefish
March	7-Mar	Tom & Kay Collier, Mike Greuter	HUPS Rivera Recap from HUPS trip in October 2010	Blue Water
April	4-Apr	Frank & Joyce Burek	3 mini presentation on Ecuador, Galapagos and a underwater recap of their HUPS trip to the Philippines in 2010.	Negative space
May	2-May	John Van Atta	Australia & the Coral Sea	Odd shaped Bottom Dwellers
June	13-Jun	Jan Baughman & Jim Heimer	Bali—Monkey, Massages and Mandarin Fish	It's only coral
July	11-Jul	Jesse Cancelmo	A Simple Approach to Viewing, Organizing, Post Capture Processing & Storage of Your Images	Macro Subjects
August	8-Aug	Jackie & Mary Lou Reid	Highlights from the Philippines & Cozumel	Sand & Muck Denizens
September	12-Sept	HUPS	Recap HUPS trip to Bali May 2011	Patterns
October	3-Oct	Dr. Brian Tulloch	Panama - Dive Adventures in Two Oceans	They come out after dark
November	7-Nov	Ken Bean	New Zealand Diving & Landscapes	Black & White (or Monocolor)
December	5-Dec	Best of HUPS	Christmas pot luck and Best of HUPS w/ creative photo contest	Best of HUPS & Creative

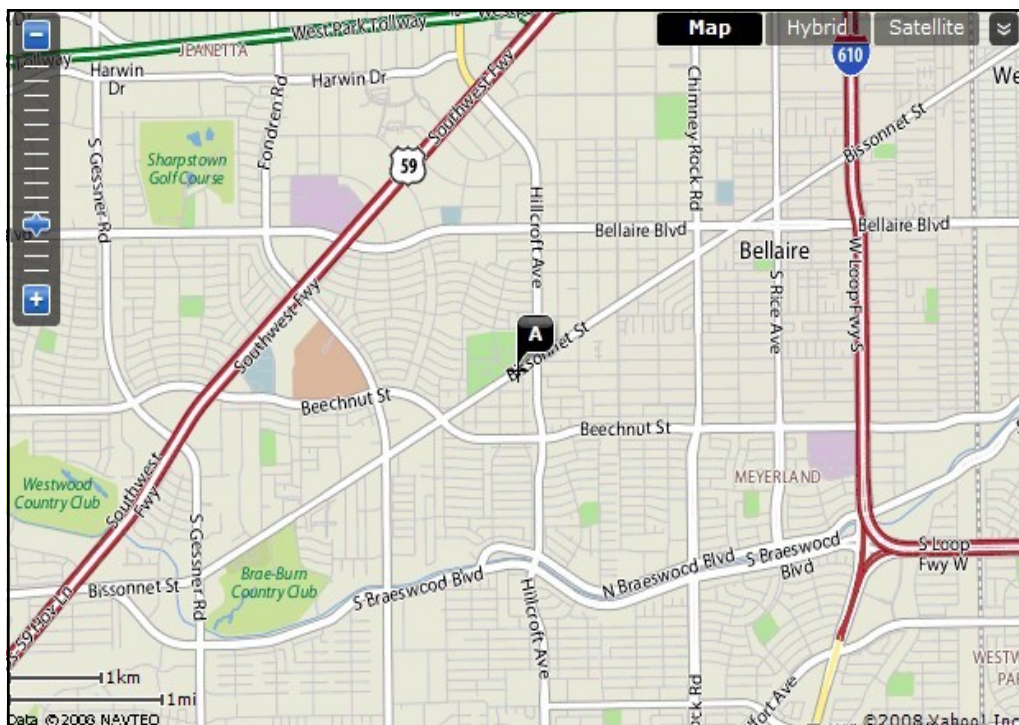
Workshops & Education

Event	Date	Instructor/Leader	Online Info
Shooting Underwater Video for Post Production	Nov. 5, 2011	Greg Grimes	http://www.hups.org/Workshops/Workshops/2011-UWVVideo.htm

Keep up to date with all workshops at <http://www.hups.org/Workshops/Workshops.htm> and on the forum at <http://www.hups.org/forum/index.php?board=5.0>



The Houston Underwater Photographic Society meets the first Monday of the month at 7:00 PM. (Social time begins at 6:45) The Bayland Community Center is located at 6400 Bissonnet, near the Hillcroft intersection. Visitors are always welcome.



2011 HUPS Officers

President: Jim Mensay

Vice President: Greg Grimes

Secretary: Tammy Allyn

Treasurer: Tom Collier

Membership/Newsletter:

Alicia Grimes

Photo Contest:

Dennis Deavenport

TGCC Rep:

Frank Burek / Debbie Mensay

Web Master: James Heimer

Workshops: Greg Grimes

Trip Coordinator: Tom Collier

Historian: Frank Burek

Special Events: Jan Baughman

Board of Directors

Jan Baughman

Frank Burek

Dennis Deavenport

Henry Ragland

Mike Greuter

Kandace Heimer

Ken Knezick

Mary McDonald

Russell Ramsey

Sandy Bryan

Wendy McSwain

Mike Fernandez

HUPS Board Meeting Dates

7-Nov

Bayland at 6:00pm sharp

HUPS on the Web



<http://www.hups.org/>



<http://www.youtube.com/user/HUPSdotORG>



<http://www.facebook.com/home.php?%23!/group.php?gid=174168478778>

HUPS

P.O. Box 270056

Houston, TX 77277-0056

Keep up to date with all workshops at <http://www.hups.org/Workshops/Workshops.htm> and on the forum at <http://www.hups.org/forum/index.php?board=5.0>



Underwater Images © Copyright 2011 — A monthly publication with all rights reserved

October 2011

13